

Arnaldo Bordoni

**New data on the Oriental Xantholinini.  
41. New species and new records from Thailand <sup>(1)</sup>**

(Insecta: Coleoptera: Staphylinidae)

**Riassunto**

[Nuovi dati sugli Xantholinini della Regione Orientale. 41. Nuove specie e nuovi reperti della Thailandia (Insecta Coleoptera Staphylinidae) ]

Sono descritte ed illustrate le seguenti nuove specie di Thailandia: *Liothesba thailandica* sp. n., *Achmonia montana* sp. n., *Atopolinus thailandicus* sp. n. Si riportano nuovi dati sulla distribuzione di alcune specie, tra cui *Achmonia laosiana* Bordoni, 2016 e *Thyrecephalus tonkinensis* Bordoni, 2002, che risultano nuovi per la Thailandia.

**Abstract**

The following new species from Thailand are described and figured: *Liothesba thailandica* sp. n., *Achmonia montana* sp. n., *Atopolinus thailandicus* sp. n. New records of other species are reported. *Achmonia laosiana* Bordoni, 2016 and *Thyrecephalus tonkinensis* Bordoni, 2002 are new to Thailand.

Key words: Coleoptera, Staphylinidae, Xantholinini, *Liothesba*, *Achmonia*, *Atopolinus*, new species, new records, Thailand.

**Introduction**

In material recently received in study, I found new species of Xantholinini from Thailand, described here below. In the past I have dedicated some contributions to this tribe from this region (BORDONI, 2002, 2003, 2005, 2005a, 2006a, 2012, 2015) with the descriptions of new species. Other species was described in other papers dedicated to different countries.

---

(1) 269<sup>th</sup> contribution to the knowledge of Staphylinidae.

## Acronyms

cB.....coll. Bordoni, Firenze, Italy  
cH.....coll. Hayashi, Kawanishi, Japan  
NHMB.....Naturhistorisches Museum, Basel, Switzerland  
NME.....Naturkundemuseum, Erfurt, Germany

## Taxonomy

### *Liotesba thailandica* sp. n.

Examined material. Holotype ♀: Thailand, Chiang Mai prov., Pha Hom Pok Mt., 1900-2200 m, 20°02'.35''N, 99°08'.45''E, L. Dembicky 23-30.IV.2009 (NHMB).

Description. Length of body 9 mm; from anterior margin of head to posterior margin of elytra: 6.5 mm. Head and pronotum black, antennae totally brown, elytra orange red with black scutellum, abdomen reddish brown with red last two segments. Head and pronotum and related puncturation as in fig. 1. Head shiny, with few setiferous punctures; eyes almost flat; pronotum as long as head, a little narrower. Labrum as in fig. 2. Elytra sub-rectangular, narrow and long, longer than pronotum, as wide as it. Surface with three series of punctures, one near the suture, one median and one lateral.

Abdomen shiny, with deep, broad and sparse punctures, arranged in some series. Male unknown.

Etymology. The specific epithet refers to Thailand.

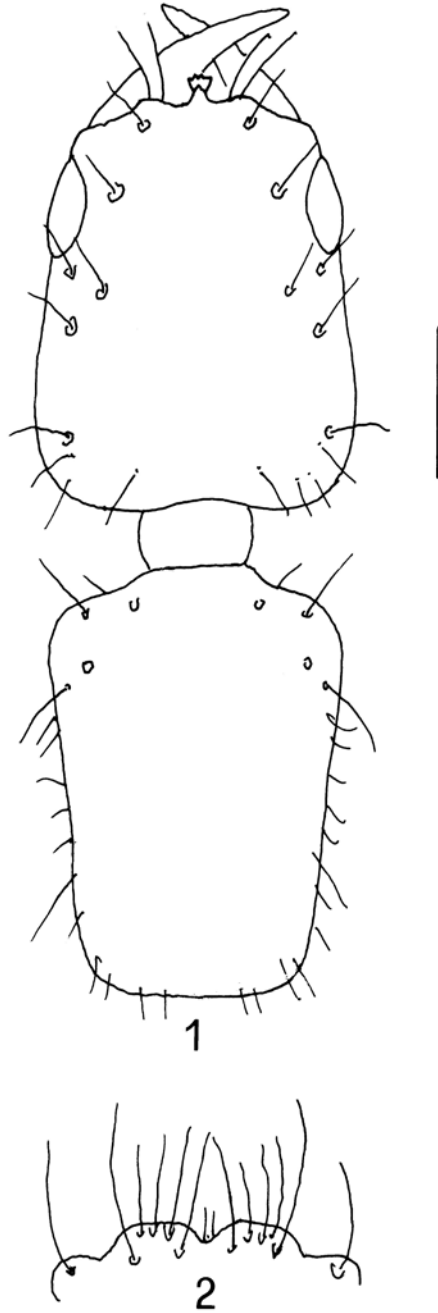
Distribution. This species is known only from the type locality.

Note. This species differs from *L. siamensis* Bordoni, 2006 from Thailand (Doi Phuka Nat. Park) by the following characters: different size and colouration (in *siamensis* head and pronotum reddish brown, paler in posterior half, elytra testaceous with light brown scutellum; antennae yellowish with brown scape), by different chaetotaxy on head and by different shape of labrum.

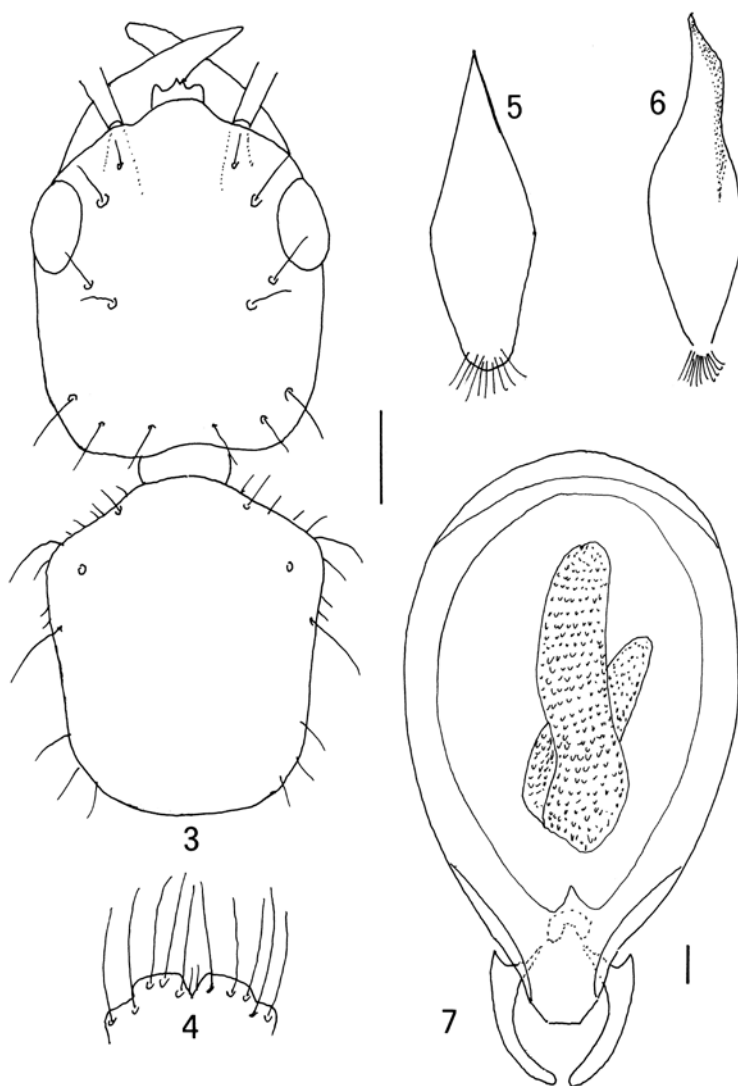
Recently ZHOU & ZHOU (2013) published a contribution on this genus with four new species from China. All these species have a different chaetotaxy of head. This character is very important because the taxa are similar in shape and colouration of the body, and partially in the shape of the aedeagus.

### *Achmonia laosiana* Bordoni, 2016

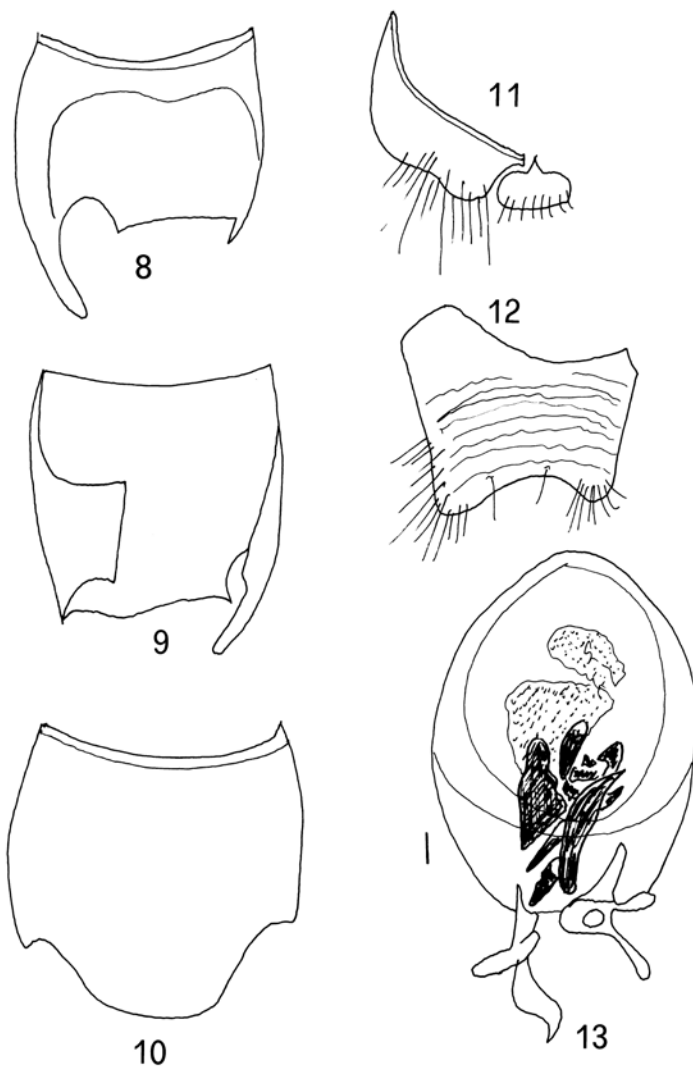
Examined material. Thailand, Chiang Dao, 1000 m, 19.25N, 98.52E, V. Kuban 17-24.V.1991, 2 exx. (NHMB), 1 ex. (cB).



Figs 1-2. *Lioptesba thailandica* sp. n.: 1- head and pronotum (scale bar: 0.5 mm), 2- labrum.



Figs 3-7. *Achmonia montana* sp. n.: 3- head and pronotum (scale bar: 0.5 mm), 4- labrum, 5- tergite of the male genital segment, 6- sternite of the same, 7- aedeagus (scale bar: 0.1 mm).



Figs 8-13. *Atopolinus thailandicus* sp. n.: 8- 6th visible male tergite, 9- the same in ventral view, 10- 6th visible male sternite, 11- male genital segment (right pleura omitted), 12- sternite of the same, 13- aedeagus (scale bar: 0.1 mm).

Distribution. Laos, Vietnam (BORDONI, 2016). New record for Thailand.

***Achmonia montana* sp. n.**

Examined material. Holotype ♂: Thailand, Mae Hong Son, Ban Huai Po, 800-1600 m, S. Bily 1-15.IV.1991 (NHMB); paratypes: Chiang Mai prov., Doi Suthep, 19-22.IV.1991, 1 ♂ (NHMB), 1 ♂ (cB); Chiang Dao, 1000 m, 19.25N, 98.52E, V. Kuban 117-24.V.1991, 1 ♀ (cB).

Description. Length of body 11.5 mm; from anterior margin of head to posterior margin of elytra: 6 mm. Body shiny, head and pronotum black; elytra yellowish red, partially infusate posteriad, with black scutellum; abdomen reddish brown with reddish last two segments; antennae and legs brown. Head and pronotum and related puncturation as in fig. 3. Labrum as in fig. 4. Elytra sub-rectangular, a little longer than wide, longer and wider than pronotum, with marked humeral angles. Surface with fine puncturation, arranged in 8-9 series on each elytra. Abdomen with transverse micro-striature and evident, dense puncturation, arranged in 5-6 series on each segment.

Tergite and sternite of the male genital segment as in figs 5-6. Aedeagus (fig. 7) large, 2.95 mm long, particularly large also in relation to the size of the body, with very short parameres; inner sac broad, tape-like, folded on itself, covered with fine scales.

Etymology. The specific epithet refers to the Latin *montanus- a- um* (mountain).

Distribution. This species is known only from the type locality.

Note. This species differs from the congeners by size, colouration and puncturation, and mostly by the big aedeagus and its inner sac. It differs in particular from *A. laosiana* by the following characters: larger body, different shape of head-pronotum, chaetotaxy of head; shape of labrum and male genital segment, and mostly by the very different aedeagus.

***Ulisseus dispilus* (Erichson, 1839)**

Examined material. Thailand, Umphang, 500 m, 16.04N, 98.53E, V. Kuban 26.IV-6.V.1991, 1 ex. (NHMB); Fang, 300 m, 19.55N, 99.12E, D. Král 25.V.1991, 1 ex. (cB).

Distribution. North India, Nepal, Thailand, Laos, Vietnam, Malacca Peninsula, Philippines (BORDONI, 2002).

***Thyrocephalus tonkinensis* Bordoni, 2002**

Examined material. Thailand, Chiang Dao, 600 m, 19.24N, 98.55E, D. Král 10-

16.V.1991, 1 ex. (cB); Chaing Dao, 1000 m, 19.25N, 98.52E, D. Král 17-24.VI.1991, 1 ex. (cB); same data, V. Kuban 17-24.V.1991, 1 ex. (NHMB); Umphang, 500 m, D. Král 26-28.IV-6.V.11991, 4 exx. (NHMB), 1 ex. (cB); Chumphon prov., Pha To env., 9.48N, 98.47E, K. Mejer 27.III-14.IV.11996, 1 ex. (NHMB); Ranong prov., 9.34N, 98.42E, K. Majer 22-26.III.1996, 1 ex. (NHMB).

Distribution. Vietnam, Laos, South China (BORDONI, 2002). New record for Thailand.

### ***Thyrecephalus annulatus* (Fauvel, 1895)**

Examined material. Thailand, Fang, 300 m, 19.55N, 99.12E, D. Král 25.V.1991, 1 ex. (cB); Umphang riv., 1000 m, 16.07N, 99.00E, D. Král 28.IV-6.V.1991, 2 exx. (NHMB); Chiang Dao, 1000 m, 19.25N, 98.52E, V. Kuban 17-24.V.1991, 1 ex. (NHMB); Chumphon prov., Pha To env., K. Majer 27.III-14.IV.1996, 4 exx. (NHMB), 1 ex. (cB); Mae Hong Son, Ban Huai Po, 800-1600 m, S. Bily 1-15.V.1991, 5 exx. (NHMB), 1 ex. (cB); Chantaburi Khou, Khitchakut, Vikhrev 5.XI.2009, 1 ex. (NME).

Distribution. Widespread species in the Oriental Region, from Myanmar to Lombok (BORDONI, 2002).

### ***Thyrecephalus feae* (Fauvel, 1895)**

Examined material. Thailand, Chiang Mai, Wiang Pa Pao, K. Takahashi 14.XI.2012, 1 ex. (cH); Hai Hong Son, Ban Si Lang, 1200 m, 19.19N, 97.59E, L. Dembicky 23-31.V.1991, 1 ex. (cB); Chiang Dao, 1000 m, 19.25N, 98.52E, V. Kuban 17-24.V.1991, 1 ex. (NHMB).

Distribution. Mountain portion of the Indochinese Peninsula (Myanmar, Thailand, Laos, Vietnam) and South China (Yunnan, Guangzhou) (BORDONI, 2002).

### ***Xanthophius filum* (Kraatz, 1859)**

Examined material. Thailand, Nan Prov., Ban Boklu, P. Prudek 13-26.V.002, 7 exx. (cH), 3 exx. (cB).

Distribution. Very widespread species in the Oriental Region, from Sri Lanka to Sumba (BORDONI, 2002).

### ***Atopolinus thailandicus* sp. n.**

Examined material. Holotype ♂: Thailand, Chiang Mai prov., Pha Hom Pok Mt., 1900-2200 m, 20°02'35''N, 99°08'45''E, L. Dembicky 23-30.IV.2009 (NHMB).

Description. Length of body 8 mm; from anterior margin of head to posterior margin of elytra: 4.5 mm. Body shiny. Head and pronotum reddish brown very dark, almost black; elytra reddish brown infusate, with brown light anterior margins and humeral angles; antennae and legs brown light. Head ovoidal, narrow forward, with rounded sides and largely rounded posterior angles. Eyes small and almost flat. Surface of head with few, fine punctures on the posterior half. Pronotum sub-rectangular, longer and narrower than head, with very oblique anterior margins, obsolete anterior angles and not sinuate sides. Surface with dorsal series of 6-7 well visible punctures and lateral series of 3-4 punctures. Elytra large, longer and wider than pronotum, dilated posteriad, with marked humeral angles. Surface with very numerous, fine, dense punctures, arranged in numerous series. Abdomen with some lateral punctures.

Sixth visible male tergite of particular shape (figs. 8-9); 6th visible male sternite as in fig. 10; male genital segment and related sternite as in figs 11-12, the tergite very small. Aedeagus (fig. 13) 2 mm long, sub-ovoidal, with asymmetric pseudoparameres; inner sac with some big spines.

Etymology. The specific epithet refers to Thailand.

Distribution. This species is known only from the type locality.

Note. The new species differs from the congeners especially by the structure of the sixth male tergite and sternite and by the aedeagus.

### Acknowledgements

I wish to thank the colleagues for providing the material to this study: M. Borer (Naturhistorisches Museum, Basel), Y. Hayashi (Kawanishi), M. Hartmann (Naturkundemuseum, Erfurt).

### References

- BORDONI A, 2002 - Xantholinini della Regione Orientale (Coleoptera: Staphylinidae). Classificazione, filogenesi e revisione tassonomica. *Memorie del Museo regionale di Scienze naturali*, Torino, 33: 998 pp.
- BORDONI A, 2003 - Nuovi dati per la conoscenza degli Xantholinini della Regione Orientale. I. *Metolinus schulzvoeki* sp. n. della Thailandia (Coleoptera Staphylinidae). *Animma x*, 2: 7-10.
- BORDONI A, 2005 - Nuovi dati per la conoscenza degli Xantholinini della Regione Orientale. VII. Specie della Birmania e della Thailandia (Coleoptera: Staphylinidae) e note sui generi *Tamilla* Bordoni e *Tralichia* Bordoni. *Bollettino del Museo regionale di Scienze naturali*, Torino, 23, 1: 255-266.
- BORDONI A., 2005<sup>a</sup> - Contributo alla conoscenza degli Xantholinini della Regione



- Oriente. XI. *Thyreocephalus punctifasciatus* sp. n. della Thailandia (Coleoptera, Staphylinidae). *Onychium*, 3: 11-13.
- BORDONI A., 2006 - New data on the Xantholinini of the Oriental Region. XVI. Species from Myanmar, Thailand and Malaysia (Insecta Coleoptera Staphylinidae). *Quaderno di Studi e Notizie di Storia Naturale della Romagna*, 22: 119-127.
- BORDONI A., 2012 - New data on the Xantholinini of the Oriental Region. XXX. A new species and new records from Thailand (Coleoptera, Staphylinidae). *Redia*, XCV: 35-37.
- BORDONI A., 2015 - New data on the Xantholinini of the Oriental Region. 37. A new species of *Himmala* from North Thailand (Insecta Coleoptera Staphylinidae). *Quaderno di Studi e Notizie di Storia Naturale della Romagna*, 41: 105-107.
- BORDONI A., 2016 - New data on the Xantholinini of the Oriental Region. 38. New species and new records for Laos from the collections of the Naturhistorisches Museum, Basel (Coleoptera, Staphylinidae). *Entomologica Basiliensia et Collectionis Frey*, 35: 133-150.
- ERICHSON W. F., 1839 - Genera et species Staphylinorum insectorum coleopterorum familiae. F. H. Morin, Berlin, 954 pp.
- FAUVEL A., 1895 - Staphylinides nouveaux de l'Inde et de la Malaisie. *Revue d'Entomologie*, 14: 180-286.
- Kraatz G., 1859 - Die Staphylinen-Fauna von Ostindien, insbesondere der Insel Ceylan. *Archiv für Naturgeschichte*, 25: 1-196.
- ZHOU Y. & ZHOU H., 2013 - Taxonomy and phylogeny of the genus *Liotesba* Scheerpeltz (Coleoptera: Staphylinidae: Staphylininae: Xantholinini) with descriptions of four new species. *Journal of Natural History*, 47, 45-46: 2869-2904.

---

Author's address:

Arnaldo Bordoni  
Museo di Storia Naturale dell'Università,  
sezione di Zoologia "La Specola",  
via Romana, 17 I-50125 Firenze, Italy  
e mail: arnaldo.bordoni@fastwebnet.it